



## SPIRAL CHUTES

### ***GENTLE FLOW, SELF-CLEARING SPIRAL CHUTES FOR LOWERING PRODUCTS FROM HIGH ELEVATIONS***




#### **Size Specifications**

- Chute widths = 8", 12", 18", 24"
- Wall heights = 4" - 12" depending on chute width
- Inside Radius = 5", 10" or 20" depending on chute width
- Maximum infeed height = 144"
- Minimum discharge height = 18"
- Infeed and outfeed straight chute lengths:
  - Minimum length = 0"
  - Maximum length = 24"
- Spiral Angles:
  - Minimum angle = 90°
  - Angle increments = 90°
  - Maximum angle = 450°
- Angle of Decline:
  - Minimum angle = 16°
  - Maximum angle = 20°

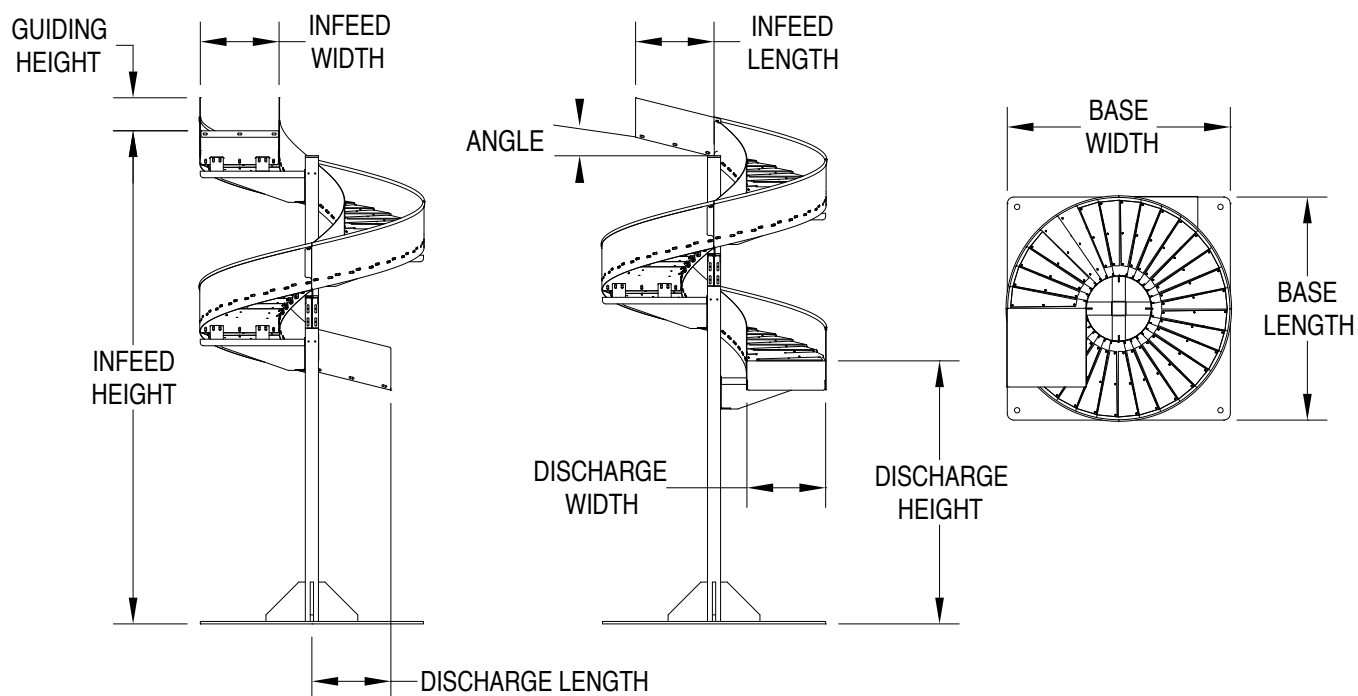
- Gently and economically lower products from overhead conveyors, mezzanines or platforms
- Patent pending "stair step" design ensures products won't get stuck, even when accumulated
- Durable, bolt-together construction
- Ideal for light weight packages
- Capable of handling a variety of package types including cardboard, pouches, flexible packaging, corrugated boxes, and more!
- Capable of handling different products at the same time
- Ships assembled for fast and simple installation

#### **Features & Specifications**

- Product lengths as short as 3"
- Product weights between 1 ounce and 50 lbs
- 2 Construction Options:
  - Galvanized Steel with plated fasteners
  - #4 Polish 300 Series Stainless Steel with Stainless fasteners
- Custom infeed and exit chutes
- Clockwise or counter clockwise floor direction
- UHMW Bottom Liner and Wall Liner option available
- Tubular Steel or Stainless Steel stand options
- Chute must be lagged to the floor



**Liner Option Enhances Product Transitions and is Ideal for High Friction Objects**



## 450° SPIRAL SHOWN

At Dorner our mission is to **Transform Conveyor Automation** by providing cutting edge solutions with best-in-class support. It's that commitment and history of proven excellence that has made the Dorner Brand a recognized leader in precision conveyors for over 50 years. With our complete line of customizable stainless steel and aluminum conveyor automation systems, we have the right solution for you!



### 1X Series

The 1X Series Line is designed for small part handling and transfers where space is a premium.




### 2X Series

The 2X Series Line is engineered for small to medium sized parts, precision applications and flexible layouts.



### 3X Series

The 3X Series Line is designed for medium to heavy sized parts, precision applications, bulk handling and flexible layouts.



### 7X Series

The 7X Series Stainless Steel Line is engineered for small to heavy product requiring various levels of sanitary design and flexible layouts.



**DORNER MFG. CORP.**  
PO Box 20 • 975 Cottonwood Ave.  
Hartland, WI 53029 USA

**INSIDE THE USA**  
TEL: 800.397.8664  
FAX: 800.369.2440

**OUTSIDE THE USA**  
TEL: 262.367.7600  
FAX: 262.367.5827

**www.dorner.com**  
**info@dorner.com**

